

Print Your Registration Completion Certificate(s)

Take note! The Marketplace Learning Management System (MLMS) will be closed starting July 21 at 12:01 PM ET until training for plan year 2018 goes live in August.



Before this go-dark period begins on July 21 at 12:01 PM ET, you should:









- Check that your MLMS profile is up-to-date
- Print your Registration Completion Certificate(s) for the Individual and/or Small Business Health Options Program (SHOP) Marketplace





Certificates showing you have completed plan year 2017 registration and training will **not** be available when the MLMS closes and will **not** be available when the system goes live in August for plan year 2018 registration and training.



Follow these steps to print your 2017 Registration Completion Certificate(s):

1. Log in to the [CMS Enterprise Portal](#).
2. On the My Status page, the Complete Agent Broker Training entry will show Complete in the Status column if you have completed training.

3. Select the  Print Certificate(s)  link and follow the prompts.

Log In

During the go-dark period, the Centers for Medicare & Medicaid Services (CMS) will be preparing for plan year 2018 registration and training. Stay tuned for updates, or visit the [Resources for Agents and Brokers webpage](#). 